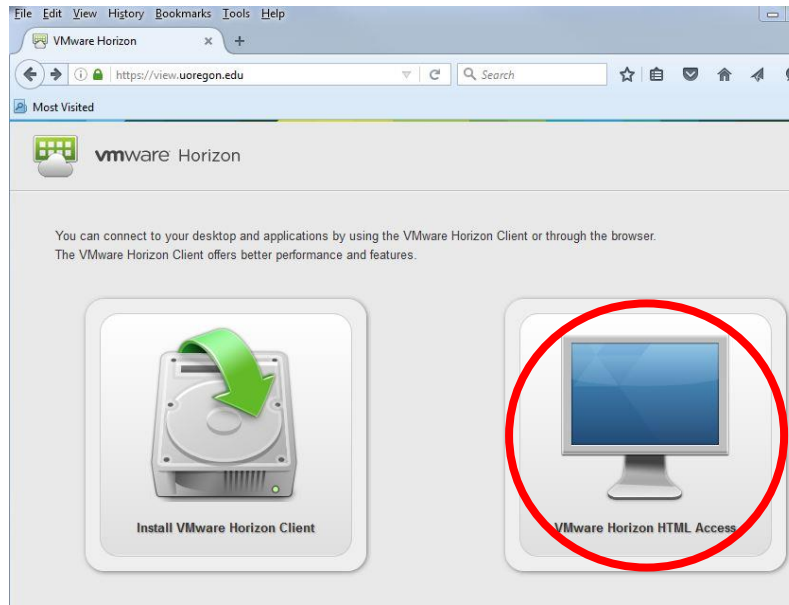



Using a Web Browser to Access a Virtual Lab Computer

Follow these steps to use a Web Browser to access a virtual computer:

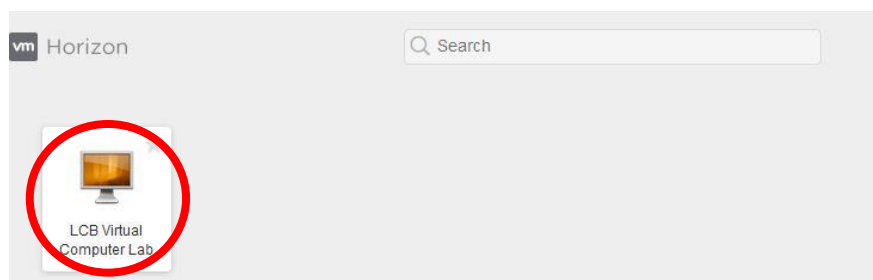
1. Open a web browser – we recommend Google Chrome or Firefox
2. Go to view.uoregon.edu
3. Click on “VMWare Horizon HTML Access”



4. Log on with your Duck ID and password (same log in as Canvas) – do not include “@uoregon.edu”



5. Click on “LCB Virtual Computer Lab”



6. The Virtual Computer will log on and load into the web page. You can now use the web page as a virtual desktop and access all BTC Lab computer software and printing services.